

OPTIMA Series >> Flush mounting socket outlets

OPTIMA Series

413.



Screw terminals
[Angled outlet]



Mantle terminals
[Angled outlet]

FLUSH-MOUNTING SOCKET

IP44/IP54

Poles	Hz	Volt	Colour	h	70x87mm			84x106mm			100x110mm		
					16A			32A			63A		
2P+E	50Hz 60Hz	100-130V		4h	413.1660	10/100	413.3260	10/50	413.6360				
		200-250V		6h	413.1663	10/100	413.3263	10/50	413.6363	6/30			
		380-415V		9h	413.1668	10/100	413.3268	10/50	413.6368				
		480-500V		7h	413.16636	10/100	413.32636	10/50	413.63636				
		TST>50V		12h	413.16633	10/100	413.32633	10/50	413.63633				
	>300-500Hz	>50V		2h	413.16632	10/100	413.32632	10/50	413.63632				
	DC	>50-250V		3h	413.16634	10/100	413.32634	10/50	413.63634				
		>250V		8h	413.16638	10/100	413.32638	10/50	413.63638				
3P+E	50Hz 60Hz	100-130V		4h	413.1661	10/100	413.3261	10/50	413.6361				
		200-250V		9h	413.1664	10/100	413.3264	10/50	413.6364	6/30			
		380-415V		6h	413.1666	10/100	413.3266	10/50	413.6366	6/30			
		380V 50Hz / 440V 60Hz		3h	413.16664	10/100	413.32664	10/50	413.63664				
		480-500V		7h	413.16666	10/100	413.32666	10/50	413.63666				
	600-690V		5h	413.16667	10/100	413.32667	10/50	413.63667					
	60Hz	440-460V		11h	413.16665	10/100	413.32665	10/50	413.63665				
	>300-500Hz	>50V		2h	413.16662	10/100	413.32662	10/50	413.63662				
3P+N+E	50Hz 60Hz	100-130V		4h	413.1662	10/100	413.3262	10/50	413.6362	6/30			
		208-250V		9h	413.1665	10/100	413.3265	10/50	413.6365				
		346-415V		6h	413.1667	10/100	413.3267	10/50	413.6367	6/30			
		380V 50Hz / 440V 60Hz		3h	413.16674	10/100	413.32674	10/50	413.63674				
		480-500V		7h	413.16676	10/100	413.32676	10/50	413.63676				
	600-690V		5h	413.16677	10/100	413.32677	10/50	413.63677					
	60Hz	440-460V		11h	413.16675	10/100	413.32675	10/50	413.63675				
	>300-500Hz	>50V		2h	413.16672	10/100	413.32672	10/50	413.63672				



Connectors and sockets for industrial applications

Flush mounting socket outlets - IP44/IP54

OPTIMA Series >> Flush mounting socket outlets

OPTIMA Series

423.




























 **Mantle terminals**
[Straight outlet]

FLUSH-MOUNTING SOCKET

IP44/IP54

100x110mm

Current	Poles	Hz	Volt	Colour	h		
63A	2P+E	50Hz 60Hz	100-130V		4h	423.6360	
			200-250V		6h	423.6363 6/30	
			380-415V		9h	423.6368	
			480-500V		7h	423.63636	
			TST>50V		12h	423.63633	
			>300-500Hz	>50V		2h	423.63632
			DC	>50-250V		3h	423.63634
			>250V		8h	423.63638	
	3P+E	50Hz 60Hz	100-130V		4h	423.6361	
			200-250V		9h	423.6364	
			380-415V		6h	423.6366 6/30	
			380V 50Hz / 440V 60Hz		3h	423.63664	
			480-500V		7h	423.63666	
			600-690V		5h	423.63667	
60Hz			440-460V		11h	423.63665	
	100-300Hz	>50V		10h	423.63661		
	>300-500Hz	>50V		2h	423.63662		
3P+N+E	50Hz 60Hz	100-130V		4h	423.6362		
		208-250V		9h	423.6365		
		346-415V		6h	423.6367 6/30		
		380V 50Hz / 440V 60Hz		3h	423.63674		
		480-500V		7h	423.63676		
		600-690V		5h	423.63677		
		60Hz	440-460V		11h	423.63675	
	>300-500Hz	>50V		2h	423.63672		



Terminals
Mantle terminals (EASY-PLUG)



Terminals
Spring terminals (FAST WIRING)

■ OPTIMA Series >> Flush mounting socket outlets

OPTIMA Series

413.



Spring terminals
[Angled outlet]

FLUSH-MOUNTING SOCKET

IP44/IP54

Poles	Hz	Volt	Colour	h	70x87mm		84x106mm	
					16A		32A	
2P+E	50Hz 60Hz	100-130V		4h	413.1660F	10/100	413.3260F	10/50
		200-250V		6h	413.1663F	10/100	413.3263F	10/50
		380-415V		9h	413.1668F	10/100	413.3268F	10/50
3P+E	50Hz 60Hz	200-250V			413.1664F	10/100	413.3264F	10/50
		380-415V			413.1666F	10/100	413.3266F	10/50
3P+N+E		346-415V		6h	413.1667F	10/100	413.3267F	10/50



FAST WIRING
Spring terminals

1.2



Connectors and sockets for industrial applications

Flush mounting socket outlets - IP44/IP54

■ OPTIMA Series >> Flush mounting sockets outlets [SAFE-IN]

OPTIMA Series

413.









 **Screw terminals**
[Angled outlet]

FLUSH-MOUNTING SOCKET

IP44/IP54

70x87mm

16A

Poles	Hz	Volt	Colour	h		
2P+E	50Hz 60Hz	100-130V		4h	413.1660H	10/100
		200-250V		6h	413.1663H	10/100
		380-415V		9h	413.1668H	10/100
3P+E	50Hz 60Hz	200-250V		9h	413.1664H	10/100
		380-415V		6h	413.1666H	10/100
3P+N+E		346-415V		6h	413.1667H	10/100

 Sockets with "SAFE-IN" safety device



THE "SAFE-IN" SAFETY DEVICE

The "SAFE-IN" safety device assembled on the 16A industrial sockets works like the protection installed on household sockets, i.e., by means of an appropriate shutter, it closes the input of the socket contact tubes and prevents accidental and voluntary contact of live parts of the socket with slim objects, such as screwdrivers or wires. This protection offers an additional safety guarantee, in addition to that already provided by the spring-loaded cover assembled on the mobile sockets.



Terminals
Screw terminals

EUREKA Series >> Flush / surface mounting socket outlets

EUREKA Series

452.



Screw terminals
[90° angled outlet]

SOCKET OUTLET

IP44

70x87mm

PG 16

Poles	Hz	Volt	Colour	h	16A		32A	
					Part No.	10/100	Part No.	10/40
2P+E	50Hz 60Hz	100-130V	Yellow	4h	452.1660	10/100	452.3260	10/40
		200-250V	Blue	6h	452.1663	10/100	452.3263	10/40
		380-415V	Red	9h	452.1668	10/100	452.3268	10/40
		480-500V	Black	7h	452.16636		452.32636	
		TST>50V	Grey	12h	452.16633		452.32633	
	>300-500Hz	>50V	Green	2h	452.16632		452.32632	
	DC	>50-250V	Grey	3h	452.16634		452.32634	10/40
		>250V	Grey	8h	452.16638		452.32638	
3P+E	50Hz 60Hz	100-130V	Yellow	4h	452.1661	10/60	452.3261	10/40
		200-250V	Blue	9h	452.1664	10/60	452.3264	10/40
		380-415V	Red	6h	452.1666	10/60	452.3266	10/40
		380V 50Hz / 440V 60Hz	Black	3h	452.16664		452.32664	10/40
		480-500V	Black	7h	452.16666		452.32666	
	60Hz	440-460V	Red	11h	452.16665		452.32665	10/40
	100-300Hz	>50V	Green	10h	452.16661	10/60	452.32661	
	>300-500Hz	>50V	Green	2h	452.16662		452.32662	
3P+N+E	50Hz 60Hz	100-130V	Yellow	4h	452.1662	10/60	452.3262	10/40
		208-250V	Blue	9h	452.1665	10/60	452.3265	10/40
		346-415V	Red	6h	452.1667	10/60	452.3267	10/40
		380V 50Hz / 440V 60Hz	Black	3h	452.16674		452.32674	10
		480-500V	Black	7h	452.16676		452.32676	10
	60Hz	440-460V	Red	11h	452.16675		452.32675	10
	>300-500Hz	>50V	Green	2h	452.16672	10/60	452.32672	10

1.2



Connectors and sockets for industrial applications

Flush mounting socket outlets - IP44/IP54

EUREKA Series >> Flush mounting socket outlets

EUREKA Series

422.



 Screw terminals
[Straight outlet]

 Screw terminals
[Straight outlet]

FLUSH-MOUNTING SOCKET


























IP44

62x62mm

75x75mm

16A

32A

Poles	Hz	Volt	Colour	h	16A		32A			
2P+E	50Hz 60Hz	100-130V		4h	422.1660/R	10/100	422.1660	10/100	422.3260	10/50
		200-250V		6h	422.1663/R	10/100	422.1663	10/100	422.3263	10/50
		380-415V		9h	422.1668/R	10/100	422.1668	10/100	422.3268	10/50
		480-500V		7h		422.16636	10/100	422.32636	10/50	
		TST>50V		12h		422.16633	10/100	422.32633	10/50	
	>300-500Hz	>50V		2h		422.16632	10/100	422.32632	10/50	
	DC	>50-250V		3h		422.16634	10/100	422.32634	10/50	
		>250V		8h		422.16638	10/100	422.32638	10/50	
3P+E	50Hz 60Hz	100-130V		4h		422.1661	10/100	422.3261	10/50	
		200-250V		9h		422.1664	10/100	422.3264	10/50	
	60Hz	380-415V		6h		422.1666	10/100	422.3266	10/50	
		380V 50Hz / 440V 60Hz		3h		422.16664	10/100	422.32664	10/50	
		480-500V		7h		422.16666	10/100	422.32666	10/50	
	60Hz	600-690V		5h		422.16667	10/100	422.32667	10/50	
		440-460V		11h		422.16665	10/100	422.32665	10/50	
		100-300Hz	>50V		10h		422.16661	10/100	422.32661	10/50
>300-500Hz	>50V		2h		422.16662	10/100	422.32662	10/50		
3P+N+E	50Hz 60Hz	100-130V		4h		422.1662	10/100	422.3262	10/50	
		208-250V		9h		422.1665	10/100	422.3265	10/50	
	60Hz	346-415V		6h		422.1667	10/100	422.3267	10/50	
		380V 50Hz / 440V 60Hz		3h		422.16674	10/100	422.32674	10/50	
		480-500V		7h		422.16676	10/100	422.32676	10/50	
	60Hz	600-690V		5h		422.16677	10/100	422.32677	10/50	
		440-460V		11h		422.16675	10/100	422.32675	10/50	
	>300-500Hz	>50V		2h		422.16672	10/100	422.32672	10/50	



Terminals
Screw terminals

OPTIMA Series >> Flush mounting socket outlets

OPTIMA Series

418.



Screw terminals
[Angled outlet]

FLUSH-MOUNTING SOCKET

IP66/IP67/IP69

Poles	Hz	Volt	Colour	h	70x87mm		84x106mm	
					16A		32A	
					Part No.	10/100	Part No.	10/50
2P+E	50Hz 60Hz	100-130V		4h	418.1660	10/100	418.3260	10/50
		200-250V		6h	418.1663	10/100	418.3263	10/50
		380-415V		9h	418.1668	10/100	418.3268	10/50
		480-500V		7h	418.16636	10/100	418.32636	10/50
		TST>50V		12h	418.16633	10/100	418.32633	10/50
	>300-500Hz	>50V		2h	418.16632	10/100	418.32632	10/50
	DC	>50-250V		3h	418.16634	10/100	418.32634	10/50
		>250V		8h	418.16638	10/100	418.32638	10/50
3P+E	50Hz 60Hz	100-130V		4h	418.1661	10/100	418.3261	10/50
		200-250V		9h	418.1664	10/100	418.3264	10/50
		380-415V		6h	418.1666	10/100	418.3266	10/50
		380V 50Hz / 440V 60Hz		3h	418.16664	10/100	418.32664	10/50
		480-500V		7h	418.16666	10/100	418.32666	10/50
	60-690V		5h	418.16667	10/100	418.32667	10/50	
	60Hz	440-460V		11h	418.16665	10/100	418.32665	10/50
	>300-500Hz	>50V		2h	418.16662	10/100	418.32662	10/50
3P+N+E	50Hz 60Hz	100-130V		4h	418.1662	10/100		
		208-250V		9h	418.1665	10/100	418.3265	10/50
		346-415V		6h	418.1667	10/100	418.3267	10/50
		380V 50Hz / 440V 60Hz		3h	418.16674	10/100	418.32674	10/50
		480-500V		7h	418.16676	10/100	418.32676	10/50
	600-690V		5h	418.16677	10/100	418.32677	10/50	
	60Hz	440-460V		11h	418.16675	10/100	418.32675	10/50
	>300-500Hz	>50V		2h	418.16672	10/100	418.32672	10/50

1.2



Connectors and sockets for industrial applications

Flush mounting socket outlets - IP66/IP67/IP69

OPTIMA Series >> Flush mounting socket outlets

OPTIMA Series

418.



 **Mantle terminals**
[Angled outlet]

FLUSH-MOUNTING SOCKET

IP66/IP67/IP69

Poles	Hz	Volt	Colour	h	100x110mm		114x114mm		
					63A		125A		
2P+E	50Hz 60Hz	100-130V		4h	418.6360	6/30	418.12560	1/10	
		200-250V		6h	418.6363	6/30	418.12563	1/10	
		380-415V		9h	418.6368	6/30	418.12568	1/10	
		480-500V		7h	418.63636	6/30	418.125636	1/10	
		TST>50V		12h	418.63633	6/30	418.125633	1/10	
	DC	>300-500Hz	>50V		2h	418.63632	6/30	418.125632	1/10
		>50-250V		3h	418.63634	6/30	418.125634	1/10	
		>250V		8h	418.63638	6/30	418.125638	1/10	
3P+E	50Hz 60Hz	100-130V		4h	418.6361	6/30	418.12561	1/10	
		200-250V		9h	418.6364	6/30	418.12564	1/10	
		380-415V		6h	418.6366	6/30	418.12566	1/10	
		380V 50Hz / 440V 60Hz		3h	418.63664	6/30	418.125664	1/10	
		480-500V		7h	418.63666	6/30	418.125666	1/10	
	60Hz	600-690V		5h	418.63667	6/30	418.125667	1/10	
	440-460V		11h	418.63665	6/30	418.125665	1/10		
	>300-500Hz	>50V		2h	418.63662	6/30	418.125662	1/10	
3P+N+E	50Hz 60Hz	100-130V		4h	418.6362	6/30	418.12562	1/10	
		208-250V		9h	418.6365	6/30	418.12565	1/10	
		346-415V		6h	418.6367	6/30	418.12567	1/10	
		380V 50Hz / 440V 60Hz		3h	418.63674	6/30	418.125674	1/10	
		480-500V		7h	418.63676	6/30	418.125676	1/10	
	60Hz	600-690V		5h	418.63677	6/30	418.125677	1/10	
	440-460V		11h	418.63675	6/30	418.125675	1/10		
	>300-500Hz	>50V		2h	418.63672	6/30	418.125672	1/10	



Terminals
Mantle terminals (EASY-PLUG)

OPTIMA Series >> Flush mounting socket outlets

OPTIMA Series

428.



Mantle terminals
[Straight outlet]

FLUSH-MOUNTING SOCKET

IP66/IP67/IP69

Poles	Hz	Volt	Colour	h	100x110mm		114x114mm	
					63A		125A	
					Part No.	6/30	Part No.	1/10
2P+E	50Hz 60Hz	100-130V	Yellow	4h	428.6360	6/30	428.12560	1/10
		200-250V	Blue	6h	428.6363	6/30	428.12563	1/10
		380-415V	Red	9h	428.6368	6/30	428.12568	1/10
		480-500V	Black	7h	428.63636	6/30	428.125636	1/10
		TST>50V	Grey	12h	428.63633	6/30	428.125633	1/10
	>300-500Hz	>50V	Green	2h	428.63632	6/30	428.125632	1/10
	DC	>50-250V	Grey	3h	428.63634	6/30	428.125634	1/10
		>250V	Grey	8h	428.63638	6/30	428.125638	1/10
3P+E	50Hz 60Hz	100-130V	Yellow	4h	428.6361	6/30	428.12561	1/10
		200-250V	Blue	9h	428.6364	6/30	428.12564	1/10
		380-415V	Red	6h	428.6366	6/30	428.12566	1/10
		380V 50Hz / 440V 60Hz	Red	3h	428.63664	6/30	428.125664	1/10
		480-500V	Black	7h	428.63666	6/30	428.125666	1/10
	60-690V	Black	5h	428.63667	6/30	428.125667	1/10	
	60Hz	440-460V	Red	11h	428.63665	6/30	428.125665	1/10
	>300-500Hz	>50V	Green	2h	428.63662	6/30	428.125662	1/10
3P+N+E	50Hz 60Hz	100-130V	Yellow	4h	428.6362	6/30	428.12562	1/10
		208-250V	Blue	9h	428.6365	6/30	428.12565	1/10
		346-415V	Red	6h	428.6367	6/30	428.12567	1/10
		380V 50Hz / 440V 60Hz	Red	3h	428.63674	6/30	428.125674	1/10
		480-500V	Black	7h	428.63676	6/30	428.125676	1/10
	600-690V	Black	5h	428.63677	6/30	428.125677	1/10	
	60Hz	440-460V	Red	11h	428.63675	6/30	428.125675	1/10
	>300-500Hz	>50V	Green	2h	428.63672	6/30	428.125672	1/10

1.2



Connectors and sockets for industrial applications

Flush mounting socket outlets - IP66/IP67/IP69

■ OPTIMA Series >> Flush mounting socket outlets

OPTIMA Series

418.









 **Spring terminals**
[Angled outlet]

FLUSH-MOUNTING SOCKET

IP66/IP67/IP69

70x87mm

84x106mm

Poles	Hz	Volt	Colour	h	16A		32A	
					Part No.	Rating	Part No.	Rating
2P+E	50Hz 60Hz	100-130V		4h	418.1660F	10/100	418.3260F	10/50
		200-250V		6h	418.1663F	10/100	418.3263F	10/50
		380-415V		9h	418.1668F	10/100	418.3268F	10/50
200-250V			6h	418.1664F	10/100	418.3264F	10/50	
380-415V			9h	418.1666F	10/100	418.3266F	10/50	
346-415V			6h	418.1667F	10/100	418.3267F	10/50	



Terminals
Spring terminals (FAST WIRING)



Terminals
Screw terminals

■ OPTIMA Series >> Flush mounting sockets outlets [SAFE-IN]

OPTIMA Series

418.



Screw terminals
 [Angled outlet]

FLUSH-MOUNTING SOCKET

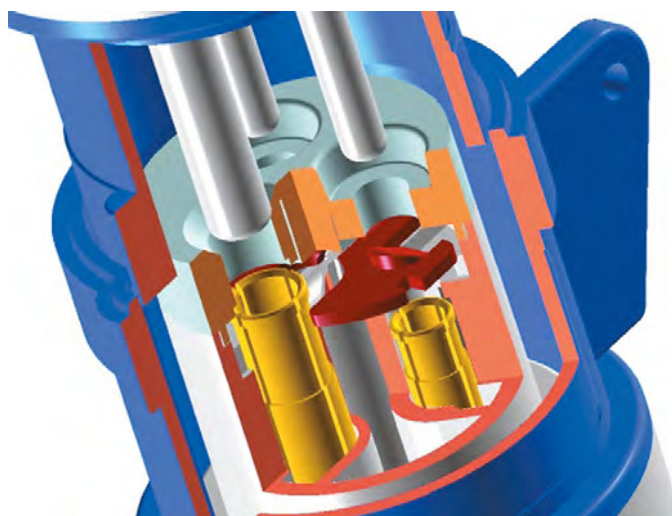
IP66/IP67/IP69

70x87mm

16A

Poles	Hz	Volt	Colour	h		
2P+E	50Hz 60Hz	100-130V		4h	418.1660H	10/100
		200-250V		6h	418.1663H	10/100
		380-415V		9h	418.1668H	10/100
3P+E	50Hz 60Hz	200-250V		6h	418.1664H	10/100
		380-415V		6h	418.1666H	10/100
3P+N+E		346-415V		6h	418.1667H	10/100

Sockets with "SAFE-IN" safety device



SAFE-IN

Connector tube protective shutter for increased safety against direct contacts. (The SAFE-IN safety device).

1.2



Connectors and sockets for industrial applications

Flush mounting socket outlets - IP66/IP67/IP69

EUREKA Series >> Flush / surface mounting socket outlets

EUREKA Series

457.



 **Screw terminals**
[90° angled outlet]

SOCKET OUTLET

IP66/IP67

70x87mm

PG 16

Poles	Hz	Volt	Colour	h	16A		32A	
					Part No.	10/60	Part No.	10/40
2P+E	50Hz 60Hz	100-130V	Yellow	4h	457.1660	10/60	457.3260	10/40
		200-250V	Blue	6h	457.1663	10/60	457.3263	10/40
		380-415V	Red	9h	457.1668	10/60	457.3268	10/40
		480-500V	Black	7h	457.16636		457.32636	10/40
		TST>50V	Grey	12h	457.16633		457.32633	
	>300-500Hz	>50V	Green	2h	457.16632		457.32632	
	DC	>50-250V	Grey	3h	457.16634		457.32634	10/40
		>250V	Grey	8h	457.16638		457.32638	
3P+E	50Hz 60Hz	100-130V	Yellow	4h	457.1661	10/50	457.3261	10/40
		200-250V	Blue	9h	457.1664	10/50	457.3264	10/40
		380-415V	Red	6h	457.1666	10/50	457.3266	10/40
		380V 50Hz / 440V 60Hz	Black	3h	457.16664		457.32664	10/40
		480-500V	Black	7h	457.16666	10/50	457.32666	10/40
	60Hz	600-690V	Black	5h	457.16667		457.32667	
	100-300Hz	440-460V	Red	11h	457.16665		457.32665	
	>300-500Hz	>50V	Green	10h	457.16661	10/50	457.32661	
3P+N+E	50Hz 60Hz	100-130V	Yellow	4h	457.1662	10/50	457.3262	10/40
		208-250V	Blue	9h	457.1665	10/50	457.3265	10/40
		346-415V	Red	6h	457.1667	10/50	457.3267	10/40
		380V 50Hz / 440V 60Hz	Black	3h	457.16674	10/50	457.32674	10/40
		480-500V	Black	7h	457.16676		457.32676	10
	60Hz	600-690V	Black	5h	457.16677		457.32677	10/40
	60Hz	440-460V	Red	11h	457.16675		457.32675	10/40
	>300-500Hz	>50V	Green	2h	457.16672		457.32672	10



Terminals
Screw terminals

EUREKA Series >> Flush mounting socket outlets

EUREKA Series

427.



Screw terminals
[Straight outlet]

FLUSH-MOUNTING SOCKET

IP66/IP67

75x75mm

Poles	Hz	Volt	Colour	h	16A		32A	
					Part No.	Life	Part No.	Life
2P+E	50Hz 60Hz	100-130V	Yellow	4h	427.1660	10/100	427.3260	10/50
		200-250V	Blue	6h	427.1663	10/100	427.3263	10/50
		380-415V	Red	9h	427.1668	10/100	427.3268	10/50
		480-500V	Black	7h	427.16636	10/100	427.32636	10/50
		TST>50V	Grey	12h	427.16633	10/100	427.32633	10/50
	>300-500Hz	>50V	Green	2h	427.16632	10/100	427.32632	10/50
	DC	>50-250V	Grey	3h	427.16634	10/100	427.32634	10/50
		>250V	Grey	8h	427.16638	10/100	427.32638	10/50
3P+E	50Hz 60Hz	100-130V	Yellow	4h	427.1661	10/100	427.3261	10/50
		200-250V	Blue	9h	427.1664	10/100	427.3264	10/50
		380-415V	Red	6h	427.1666	10/100	427.3266	10/50
		380V 50Hz / 440V 60Hz	Red	3h	427.16664	10/100	427.32664	10/50
		480-500V	Black	7h	427.16666	10/100	427.32666	10/50
	600-690V	Black	5h	427.16667	10/100	427.32667	10/50	
	60Hz	440-460V	Red	11h	427.16665	10/100	427.32665	10/50
	>300-500Hz	>50V	Green	2h	427.16662	10/100	427.32662	10/50
3P+N+E	50Hz 60Hz	100-130V	Yellow	4h	427.1662	10/100	427.3262	10/50
		208-250V	Blue	9h	427.1665	10/100	427.3265	10/50
		346-415V	Red	6h	427.1667	10/100	427.3267	10/50
		380V 50Hz / 440V 60Hz	Red	3h	427.16674	10/100	427.32674	10/50
		480-500V	Black	7h	427.16676	10/100	427.32676	10/50
	600-690V	Black	5h	427.16677	10/100	427.32677	10/50	
	60Hz	440-460V	Red	11h	427.16675	10/100	427.32675	10/50
	>300-500Hz	>50V	Green	2h	427.16672	10/100	427.32672	10/50

1.2



Connectors and sockets for industrial applications

Surface mounting socket outlets - IP44/IP54

■ OPTIMA Series >> Surface mounting socket outlets

OPTIMA-BASE Series

513.



 **BASE - Screw terminals**

SURFACE MOUNTING SOCKET

IP44/IP54




M20X1,5

M25X1,5

M32X1,5

16A

32A

Poles	Hz	Volt	Colour	h	M20X1,5		M25X1,5		M32X1,5	
2P+E	50Hz 60Hz	100-130V		4h	513.1650	10/40			513.3250	10
		200-250V			513.1653	10/40			513.3253	10
3P+E	50Hz 60Hz	380-415V		6h			513.1656	10/40	513.3256	10
3P+N+E		346-415V				513.1657	10/40	513.3257	10	

- Open threaded cable entry
- Threaded cap/cable sleeve included



Terminals
Screw terminals

OPTIMA Series >> Surface mounting socket outlets

OPTIMA-TOP Series

513.



TOP - Screw terminals

SURFACE MOUNTING SOCKET

IP44

Poles	Hz	Volt	Colour	h	SURFACE MOUNTING SOCKET			
					M20X1,5	M25X1,5	M32X1,5	
					IP44			
					16A			
					32A			
2P+E	50Hz 60Hz	100-130V		4h	513.1650T	10/40	513.3250T	10
		200-250V		6h	513.1653T	10/40	513.3253T	10
		380-415V		9h	513.1658T	10/40	513.3258T	10
		480-500V		7h	513.16536T	10/40	513.32536T	10
		TST>50V		12h	513.16533T	10/40	513.32533T	10
	>300-500Hz	>50V		2h	513.16532T	10/40	513.32532T	10
	DC	>50-250V		3h	513.16534T	10/40	513.32534T	10
		>250V		8h	513.16538T	10/40	513.32538T	10
3P+E	50Hz 60Hz	100-130V		4h	513.1651T	10/40	513.3251T	10
		200-250V		9h	513.1654T	10/40	513.3254T	10
		380-415V		6h	513.1656T	10/40	513.3256T	10
		380V 50Hz / 440V 60Hz		3h	513.16564T	10/40	513.32564T	10
		480-500V		7h	513.16566T	10/40	513.32566T	10
		600-690V		5h	513.16567T	10/40	513.32567T	10
	60Hz	440-460V		11h	513.16565T	10/40	513.32565T	10
	>300-500Hz	>50V		2h	513.16562T	10/40	513.32562T	10
3P+N+E	50Hz 60Hz	100-130V		4h	513.1652T	10/40	513.3252T	10
		208-250V		9h	513.1655T	10/40	513.3255T	10
		346-415V		6h	513.1657T	10/40	513.3257T	10
		380V 50Hz / 440V 60Hz		3h	513.16574T	10/40	513.32574T	10
		480-500V		7h	513.16576T	10/40	513.32576T	10
		600-690V		5h	513.16577T	10/40	513.32577T	10
	60Hz	440-460V		11h	513.16575T	10/40	513.32575T	10
	>300-500Hz	>50V		2h	513.16572T	10/40	513.32572T	10

- Threaded break-through knock out
- Rubber threaded cable sleeve included



Connectors and sockets for industrial applications

Surface mounting socket outlets - IP44/IP54

■ OPTIMA Series >> Surface mounting socket outlets

OPTIMA-TOP Series

513.



 **TOP - Spring terminals**

SURFACE MOUNTING SOCKET

IP44/IP54







M20X1,5

M25X1,5

M32X1,5

16A

32A

Poles	Hz	Volt	Colour	h	M20X1,5		M25X1,5		M32X1,5	
2P+E	50Hz 60Hz	100-130V		4h	513.1650TF	10/40			513.3250TF	10
		200-250V		6h	513.1653TF	10/40			513.3253TF	10
		380-415V		9h	513.1658TF	10/40			513.3258TF	10
3P+E	50Hz 60Hz	200-250V					513.1654TF	10/40	513.3254TF	10
		380-415V		6h			513.1656TF	10/40	513.3256TF	10
3P+N+E		346-415V					513.1657TF	10/40	513.3257TF	10

- Threaded break-through knock out
- Rubber threaded cable sleeve included



Terminals
Spring terminals (FAST WIRING)



Terminals
Mantle terminals (EASY-PLUG)

■ OPTIMA Series >> Surface mounting socket outlets

OPTIMA-TOP Series

513.



TOP - Mantle terminals

SURFACE MOUNTING SOCKET

IP44

M40X1,5

63A

Poles	Hz	Volt	Colour	h	Product Code	Current	
2P+E	50Hz 60Hz	100-130V	Yellow	4h	513.6350T	4	
		200-250V	Blue	6h	513.6353T	4	
		380-415V	Red	9h	513.6358T	4	
		480-500V	Black	7h	513.63536T		
		TST>50V	Grey	12h	513.63533T		
	>300-500Hz	>50V	Green	2h	513.63532T		
	DC	>50-250V	Grey	3h	513.63534T		
		>250V	Grey	8h	513.63538T		
	3P+E	50Hz 60Hz	100-130V	Yellow	4h	513.6351T	4
			200-250V	Blue	9h	513.6354T	4
380-415V			Red	6h	513.6356T	4	
380V 50Hz / 440V 60Hz			Black	3h	513.63564T		
480-500V			Black	7h	513.63566T		
60Hz		440-460V	Red	11h	513.63565T		
100-300Hz		>50V	Green	10h	513.63561T		
>300-500Hz		>50V	Green	2h	513.63562T		
3P+N+E		50Hz 60Hz	100-130V	Yellow	4h	513.6352T	4
			208-250V	Blue	9h	513.6355T	4
	346-415V		Red	6h	513.6357T	4	
	380V 50Hz / 440V 60Hz		Black	3h	513.63574T		
	480-500V		Black	7h	513.63576T		
	60Hz	440-460V	Red	11h	513.63575T		
	>300-500Hz	>50V	Green	2h	513.63572T		

- Open threaded cable entry
- Cable gland included

1.2



Connectors and sockets for industrial applications

Surface mounting socket outlets - IP44/IP54

OPTIMA Series >> Surface mounting socket outlets

OPTIMA-TOP Series

513.



 **TOP - Screw terminals [SAFE-IN]**







SURFACE MOUNTING SOCKET

IP44/IP54

M20X1,5

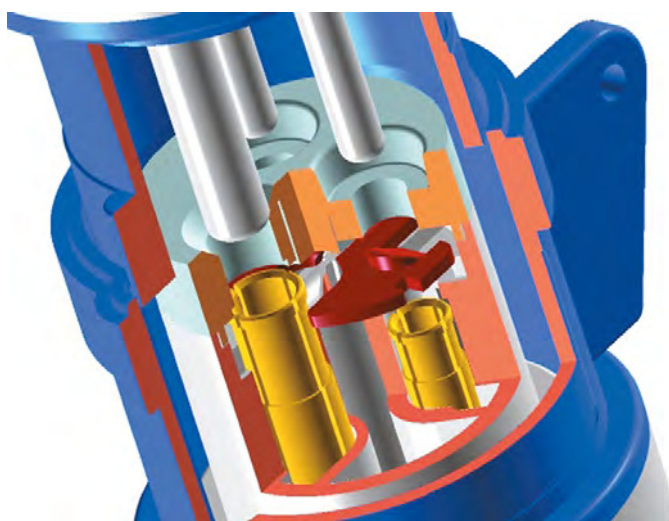
M25X1,5

16A

Poles	Hz	Volt	Colour	h		
2P+E	50Hz 60Hz	100-130V		4h	513.1650TH	10/40
		200-250V		6h	513.1653TH	10/40
		380-415V		9h	513.1658TH	10/40
3P+E	50Hz 60Hz	200-250V				513.1654TH 10/40
		380-415V		6h		513.1656TH 10/40
3P+N+E		346-415V				513.1657TH 10/40

 Sockets with "SAFE-IN" safety device

- Threaded break-through knock out
- Rubber threaded cable sleeve included



SAFE-IN

Connector tube protective shutter for increased safety against direct contacts. (The SAFE-IN safety device).



Terminals
Screw terminals



FRENCH STANDARD 16A
Shuttered socket



FRENCH-GERMAN STANDARD 16A
Shuttered socket



ITALIAN STANDARD P30 - 16A
Shuttered socket CEI 23-50



PLURISTANDARD P40 16A
Shuttered socket



BRITISH STANDARD 13A
Shuttered socket BS 1363-2



ARGENTINIAN STANDARD 10A
Unshuttered socket



BRAZILIAN STANDARD 10A
Unshuttered socket ABNT NBR 14136:2002

OPTIMA Series >> Surface mounting socket outlets

OPTIMA-COMBI Series

513.



COMBI - Screw terminals

SURFACE MOUNTING SOCKET

IP44/IP54

M32X1,5

Poles	Hz	Volt	Colour	h	Version	16A		32A	
						Model	Quantity	Model	Quantity
2P+E	200-250V	Blue	Blue	5h	FRENCH	513.1653-FN	10	513.3253-FF ¹	10
					GERMAN	513.1653-DN	10	513.3253-DF ¹	10
					ITALIAN P30	513.1653-PN	10	513.3253-PF ¹	10
					ITALIAN P40	513.1653-LN	10	513.3253-LF ¹	10
					BRITISH BS1363	513.1653-BN ¹	10	513.3253-BF ¹	10
					ARGENTINE	513.1653-AF ¹	10	513.3253-AF ¹	10
					BRAZILIAN	513.1653-CF ¹	10	513.3253-CF ¹	10
					DANISH	513.1653-KN	10	513.3253-KF ¹	10
					FRENCH	513.1656-FN	10	513.3256-FF ¹	10
					GERMAN	513.1656-DN	10	513.3256-DF ¹	10
					ITALIAN P30	513.1656-PN	10	513.3256-PF ¹	10
					ITALIAN P40	513.1656-LN	10	513.3256-LF ¹	10
					BRITISH BS1363	513.1656-BN ¹	10	513.3256-BF ¹	10
					ARGENTINE	513.1656-AF ¹	10	513.3256-AF ¹	10
3P+E	50Hz 60Hz	380-415V	Red	6h	BRAZILIAN	513.1656-CF ¹	10	513.3256-CF ¹	10
					DANISH	513.1656-KN	10	513.3256-KF ¹	10
					FRENCH	513.1657-FN	10	513.3257-FF ¹	10
					GERMAN	513.1657-DN	10	513.3257-DF ¹	10
					ITALIAN P30	513.1657-PN	10	513.3257-PF ¹	10
					ITALIAN P40	513.1657-LN	10	513.3257-LF ¹	10
					BRITISH BS1363	513.1657-BN ¹	10	513.3257-BF ¹	10
					ARGENTINE	513.1657-AF ¹	10	513.3257-AF ¹	10
					BRAZILIAN	513.1657-CF ¹	10	513.3257-CF ¹	10
					DANISH	513.1657-KN	10	513.3257-KF ¹	10

¹ Household socket protected by 10A fuse [time-delay] (included)

- Open threaded cable entry
- Rubber threaded cable sleeve included
- COMBI version: combining industrial and household sockets



DANISH STANDARD
Shuttered socket



Connectors and sockets for industrial applications

Surface mounting socket outlets - IP44/IP54

OPTIMA Series >> Surface mounting socket outlets

OPTIMA Series

512.



 **Screw terminals**
[Angled box]

SURFACE MOUNTING SOCKET

IP44/IP54










M20X1,5

M25X1,5

M32X1,5

16A

32A

Poles	Hz	Volt	Colour	h	M20X1,5		M25X1,5		M32X1,5	
2P+E		100-130V		4h	512.1650	10/50			512.3250	10/40
		200-250V		6h	512.1653	10/50			512.3253	10/40
		380-415V		9h	512.1658	10/50			512.3258	10/40
3P+E	50Hz 60Hz	100-130V		4h			512.1651	10/50	512.3251	10/40
		200-250V		9h			512.1654	10/50	512.3254	10/40
		380-415V		6h			512.1656	10/50	512.3256	10/40
3P+N+E		100-130V		4h			512.1652	10/50	512.3252	10/40
		208-250V		9h			512.1655	10/50	512.3255	10/40
		346-415V		6h			512.1657	10/50	512.3257	10/40

- Open threaded cable entry
- Threaded cap/cable sleeve included



Terminals
Screw terminals

■ OPTIMA Series >> Surface mounting socket outlets

OPTIMA Series

522.



Screw terminals
[Straight box]

SURFACE MOUNTING SOCKET

IP44/IP54

DRILLING POINT MARK

Poles	Hz	Volt	Colour	h	16A		32A	
					Code	10/50	Code	10/40
2P+E	50Hz 60Hz	100-130V	Yellow	4h	522.1650	10/50	522.3250	10/40
		200-250V	Blue	6h	522.1653	10/50	522.3253	10/40
		380-415V	Red	9h	522.1658	10/50	522.3258	10/40
3P+E	50Hz 60Hz	100-130V	Yellow	4h	522.1651	10/50	522.3251	10/40
		200-250V	Blue	9h	522.1654	10/50	522.3254	10/40
		380-415V	Red	6h	522.1656	10/50	522.3256	10/40
3P+N+E	50Hz 60Hz	100-130V	Yellow	4h	522.1652	10/50	522.3252	10/40
		208-250V	Blue	9h	522.1655	10/50	522.3255	10/40
		346-415V	Red	6h	522.1657	10/50	522.3257	10/40

- Blank side with drilling point mark
- Rubber cable sleeve included

1.2



Connectors and sockets for industrial applications

Surface mounting socket outlets - IP66/IP67/IP69

OPTIMA Series >> Surface mounting socket outlets

OPTIMA-TOP Series























518.



 **TOP - Screw terminals**

SURFACE MOUNTING SOCKET

IP66/IP67/IP69

Poles	Hz	Volt	Colour	h	SURFACE MOUNTING SOCKET			
					M20X1,5	M25X1,5	M32X1,5	
					16A		32A	
2P+E	50Hz 60Hz	100-130V		4h	518.1650T	10/40	518.3250T	10
		200-250V		6h	518.1653T	10/40	518.3253T	10
		380-415V		9h	518.1658T	10/40	518.3258T	10
		480-500V		7h	518.16536T	10/40	518.32536T	10
		TST>50V		12h	518.16533T	10/40	518.32533T	10
	>300-500Hz	>50V		2h	518.16532T	10/40	518.32532T	10
	DC	>50-250V		3h	518.16534T	10/40	518.32534T	10
		>250V		8h	518.16538T	10/40	518.32538T	10
3P+E	50Hz 60Hz	100-130V		4h	518.1651T	10/40	518.3251T	10
		200-250V		9h	518.1654T	10/40	518.3254T	10
	380V 50Hz / 440V 60Hz	380-415V		6h	518.1656T	10/40	518.3256T	10
		3h	518.16564T	10/40	518.32564T	10		
	480-500V		7h	518.16566T	10/40	518.32566T	10	
		600-690V		5h	518.16567T	10/40	518.32567T	10
	60Hz	440-460V		11h	518.16565T	10/40	518.32565T	10
	100-300Hz	>50V		10h	518.16561T	10/40	518.32561T	10
	>300-500Hz		2h	518.16562T	10/40	518.32562T	10	
	3P+N+E	50Hz 60Hz	100-130V		4h	518.1652T	10/40	518.3252T
208-250V				9h	518.1655T	10/40	518.3255T	10
346-415V			6h	518.1657T	10/40	518.3257T	10	
		3h	518.16574T	10/40	518.32574T	10		
380V 50Hz / 440V 60Hz		480-500V		7h	518.16576T	10/40	518.32576T	10
		600-690V		5h	518.16577T	10/40	518.32577T	10
60Hz		440-460V		11h	518.16575T	10/40	518.32575T	10
>300-500Hz		>50V		2h	518.16572T	10/40	518.32572T	10

- Threaded break-through knock out



Terminals
Screw terminals



Terminals
Spring terminals (FAST WIRING)

■ OPTIMA Series >> Surface mounting socket outlets

OPTIMA-TOP Series

518.



TOP - Spring terminals

SURFACE MOUNTING SOCKET

IP66/IP67/IP69

M20X1,5

M25X1,5

M32X1,5

Poles	Hz	Volt	Colour	h	16A		32A	
					Part No.	Quantity	Part No.	Quantity
2P+E	50Hz 60Hz	100-130V	Yellow	4h	518.1650TF	10/40	518.3250TF	10
		200-250V	Blue	6h	518.1653TF	10/40	518.3253TF	10
		380-415V	Red	9h	518.1658TF	10/40	518.3258TF	10
3P+E	50Hz 60Hz	200-250V	Blue	6h	518.1654TF	10/40	518.3254TF	10
		380-415V	Red	6h	518.1656TF	10/40	518.3256TF	10
3P+N+E	50Hz 60Hz	380V 50Hz / 440V 60Hz	Red	3h			518.32564TF	10
		346-415V	Red	6h	518.1657TF	10/40	518.3257TF	10

- Threaded break-through knock out

1.2



Connectors and sockets for industrial applications

Surface mounting socket outlets - IP66/IP67/IP69

OPTIMA Series >> Surface mounting socket outlets

OPTIMA-TOP Series


























518.



 **TOP - Mantle terminals**

SURFACE MOUNTING SOCKET

IP66/IP67/IP69

Poles	Hz	Volt	Colour	h	M40X1,5		M63X1,5	
					63A		125A	
2P+E	50Hz 60Hz	100-130V		4h	518.6350T	4	518.12550T	1/4
		200-250V		6h	518.6353T	4	518.12553T	1/4
		380-415V		9h	518.6358T	4	518.12558T	1/4
		480-500V		7h	518.63536T		518.125536T	
		TST>50V		12h	518.63533T		518.125533T	
	>300-500Hz	>50V		2h	518.63532T		518.125532T	
	DC	>50-250V		3h	518.63534T		518.125534T	
		>250V		8h	518.63538T		518.125538T	
3P+E	50Hz 60Hz	100-130V		4h	518.6351T	4	518.12551T	1/4
		200-250V		9h	518.6354T	4	518.12554T	1/4
		380-415V		6h	518.6356T	4	518.12556T	1/4
		380V 50Hz / 440V 60Hz		3h	518.63564T		518.125564T	
		480-500V		7h	518.63566T		518.125566T	
	60Hz	600-690V		5h	518.63567T		518.125567T	
	100-300Hz	440-460V		11h	518.63565T		518.125565T	
	>300-500Hz	>50V		10h	518.63561T		518.125561T	
3P+N+E	50Hz 60Hz	>300-500Hz		2h	518.63562T		518.125562T	
		100-130V		4h	518.6352T	4	518.12552T	1/4
		208-250V		9h	518.6355T	4	518.12555T	1/4
		346-415V		6h	518.6357T	4	518.12557T	1/4
		380V 50Hz / 440V 60Hz		3h	518.63574T		518.125574T	
	480-500V		7h	518.63576T		518.125576T		
	60Hz	600-690V		5h	518.63577T		518.125577T	
	>300-500Hz	440-460V		11h	518.63575T		518.125575T	
	>50V		2h	518.63572T		518.125572T		

- Open threaded cable entry
- Cable gland included



Terminals
Mantle terminals (EASY-PLUG)



Terminals
Screw terminals

OPTIMA Series >> Surface mounting socket outlets

OPTIMA-TOP Series

518.



TOP - Screw terminals [SAFE-IN]

SURFACE MOUNTING SOCKET

IP66/IP67/IP69

M20X1,5

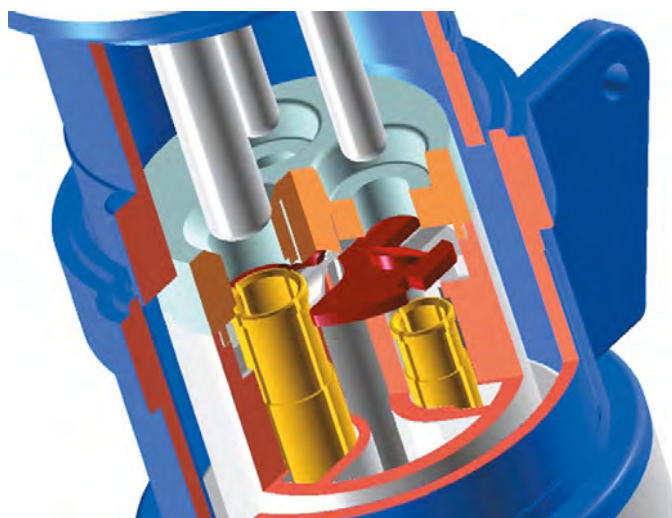
M25X1,5

16A

Poles	Hz	Volt	Colour	h		
2P+E	50Hz 60Hz	100-130V		4h	518.1650TH	10/40
		200-250V		6h	518.1653TH	10/40
		380-415V		9h	518.1658TH	10/40
3P+E	50Hz 60Hz	200-250V			518.1654TH	10/40
		380-415V			518.1656TH	10/40
3P+N+E		346-415V		6h	518.1657TH	10/40

Sockets with "SAFE-IN" safety device

- Threaded break-through knock out



SAFE-IN

Connector tube protective shutter for increased safety against direct contacts. (The SAFE-IN safety device).

1.2



Connectors and sockets for industrial applications

Surface mounting socket outlets - IP66/IP67/IP69

■ OPTIMA Series >> Surface mounting socket outlets

OPTIMA Series

517.



 **Screw terminals**
[Angled box]

SURFACE MOUNTING SOCKET

IP66/IP67/IP69











M20X1,5

M25X1,5

M32X1,5

16A

32A

Poles	Hz	Volt	Colour	h	M20X1,5		M25X1,5		M32X1,5	
2P+E		100-130V		4h	517.1650	10/50			517.3250	10/40
		200-250V		6h	517.1653	10/50			517.3253	10/40
		380-415V		9h	517.1658	10/50			517.3258	10/40
3P+E	50Hz 60Hz	100-130V		4h			517.1651	10/50	517.3251	10/40
		200-250V		9h			517.1654	10/50	517.3254	10/40
		380-415V		6h			517.1656	10/50	517.3256	10/40
		380V 50Hz / 440V 60Hz		3h					517.32564	10/40
3P+N+E		100-130V		4h			517.1652	10/40	517.3252	10/40
		208-250V		9h			517.1655	10/40	517.3255	10/40
		346-415V		6h			517.1657	10/40	517.3257	10/40

- Open threaded cable entry
- Threaded cap/cable sleeve included



Terminals
Screw terminals

■ OPTIMA Series >> Surface mounting socket outlets

OPTIMA Series

527.



Screw terminals
[Straight box]

SURFACE MOUNTING SOCKET

IP66/IP67/IP69

DRILLING POINT MARK

Poles	Hz	Volt	Colour	h	16A		32A	
					Code	10/50	Code	10/40
2P+E	50Hz 60Hz	100-130V	Yellow	4h	527.1650	10/50	527.3250	10/40
		200-250V	Blue	6h	527.1653	10/50	527.3253	10/40
		380-415V	Red	9h	527.1658	10/50	527.3258	10/40
3P+E	50Hz 60Hz	100-130V	Yellow	4h	527.1651	10/50	527.3251	10/40
		200-250V	Blue	9h	527.1654	10/50	527.3254	10/40
		380-415V	Red	6h	527.1656	10/50	527.3256	10/40
3P+N+E	50Hz 60Hz	100-130V	Yellow	4h	527.1652	10/50	527.3252	10/40
		208-250V	Blue	9h	527.1655	10/50	527.3255	10/40
		346-415V	Red	6h	527.1657	10/50	527.3257	10/40

- Blank side with drilling point mark

1.2

